

# BEBDATA USPS Rate Chart

## LETTER SIZE MAIL

CATEGORY		MARKETING MAIL			NON PROFIT		
		NON	NDC	SCF	NON	NDC	SCF
CARRIER ROUTE	WALK SEQUENCE	0.228	0.201	0.183	0.132	0.109	0.102
CARRIER ROUTE	HIGH DENSITY+	0.258	0.231	0.210	0.150	0.127	0.120
CARRIER ROUTE	HIGH DENSITY	0.317	0.290	0.260	0.157	0.134	0.127
CARRIER ROUTE	BASIC	0.505	0.478	0.416	0.313	0.290	0.283
AUTOMATED	5-DIGIT	0.326	0.299	0.275	0.158	0.135	0.128
AUTOMATED	AADC	0.361	0.334	0.309	0.192	0.169	0.162
AUTOMATED	MIXED AADC	0.381	0.354	N/A	0.199	0.190	N/A
NON AUTOMATED	AADC	0.363	0.336	0.316	0.219	0.176	0.169
NON AUTOMATED	MIXED AADC	0.387	0.360	N/A	0.213	0.196	N/A
NON AUTOMATED	WALK SEQUENCE	0.300	0.229	0.207	0.173	0.127	0.115
NON AUTOMATED	HIGH DENSITY+	0.329	0.258	0.230	0.194	0.148	0.136
NON AUTOMATED	HIGH DENSITY	0.389	0.318	0.298	0.265	0.219	0.207
NON AUTOMATED	BASIC	0.467	0.396	0.352	0.335	0.267	0.261
NON AUTOMATED	5-DIGIT	0.705	0.634	0.564	0.438	0.369	0.349
NON AUTOMATED	3-DIGIT	0.852	0.781	0.689	0.563	0.494	0.474
NON AUTOMATED	ADC	0.916	0.845	0.753	0.627	0.558	0.538
NON AUTOMATED	MIXED ADC	1.007	0.936	N/A	0.708	0.639	N/A

## FLAT SIZED MAIL

CATEGORY		MARKETING MAIL			NON PROFIT		
		NON	NDC	SCF	NON	NDC	SCF
CARRIER ROUTE	WALK SEQUENCE S	0.300	0.229	0.209	0.210	0.139	0.119
CARRIER ROUTE	EVERY DOOR DIREC	0.301	0.230	0.210	0.211	0.140	0.120
CARRIER ROUTE	HIGH DENSITY+	0.329	0.258	0.238	0.237	0.166	0.146
CARRIER ROUTE	HIGH DENSITY	0.389	0.318	0.298	0.300	0.229	0.209
CARRIER ROUTE	BASIC	0.467	0.396	0.376	0.378	0.307	0.287
AUTOMATED	5-DIGIT	0.609	0.538	0.518	0.384	0.313	0.293
AUTOMATED	3-DIGIT	0.786	0.715	0.695	0.561	0.490	0.470
AUTOMATED	ADC	0.893	0.822	0.802	0.668	0.597	0.577
AUTOMATED	MIXED ADC	0.976	0.905	N/A	0.751	0.680	N/A
NONAUTOMATED	5-DIGIT	0.705	0.634	0.614	0.480	0.409	0.389
NONAUTOMATED	3-DIGIT	0.852	0.781	0.761	0.627	0.556	0.536
NONAUTOMATED	ADC	0.916	0.845	0.825	0.691	0.620	0.600
NONAUTOMATED	MIXED ADC	1.007	0.936	N/A	0.782	0.711	N/A

## FIRST CLASS MAIL

CATEGORY		LETTERS	POSTCARDS
AUTOMATED	5-DIGIT	0.498	0.355
AUTOMATED	AADC	0.537	0.376
AUTOMATED	MIXED AADC	0.561	0.388
NON AUTOMATED	AADC	0.543	
NON AUTOMATED	MIXED AADC	0.576	
NON AUTOMATEDNON MACHI	5-DIGIT	0.666	
NON AUTOMATEDNON MACHI	3-DIGIT	0.773	
NON AUTOMATEDNON MACHI	MIXED AADC	0.893	

SINGLE PC UNDER 1 OZ	
STAMPED LETTER	0.660
POSTCARD SINGLE PC	0.510

**BEBdata**  
Consumer Bankruptcy Data  
bebdata.com

Prices effective July 9, 2023

**800-969-5568**

# BEBDATA USPS Rate Chart

## DIMENSIONS

### LETTERS

DIMENSION	MINIMUM	MAXIMUM
HEIGHT	3.5"	6.125"
LENGTH	5.0"	11.5"
THICKNESS	.007"	.25"
ASPECT RATIO*	1.3	2.5

\*The aspect ratio is the length divided by the height of piece.

### POSTCARDS

DIMENSION	MINIMUM	MAXIMUM
HEIGHT	3.5"	6.0"
LENGTH	5.0"	9.0"
THICKNESS	.007"	.016"

### FOLDED SELF-MAILERS

DIMENSION	MINIMUM	MAXIMUM
HEIGHT	3.5"	6.0"
LENGTH	5.0"	10.5"
THICKNESS	.007"	.25"
ASPECT RATIO*	1.3	2.5

\*The aspect ratio is the length divided by the height of piece.

UP TO 1 OZ: REQUIRES 70# TEXT OR OFFSET PAPER  
1 OZ+ to 3 OZ: REQUIRES MINIMUM OF 80# PAPER  
MINIMUM OF 2 TABS, SEALS WITHOUT PERF  
GLUE MAY BE USED AS AN ALTERNATIVE

### FLATS

#### MINIMUM:

MORE THAN 11.5" LONG **OR**  
MORE THAN 6 1/8" HIGH **OR**  
MORE THAN .25" THICK

#### MAXIMUM:

HEIGHT: 12"  
LENGTH: 15"  
THICKNESS: .75"

### ANNUAL PERMIT FEES

\$310.00/EA

MARKETING MAIL, NON PROFIT, FIRST-CLASS MAIL & BUSINESS REPLY

### ADDRESS CORRECTION FEES

MANUAL: FIRST-CLASS	0.000/EA
MANUAL: OTHER	0.780/EA
ELECTRONIC: FIRST-CLASS	0.180/EA
ELECTRONIC: OTHER	0.400/EA

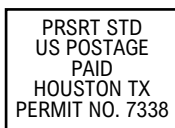
### RETURN ADDRESS REQUIREMENTS

Mailers **MUST** use a return address when:

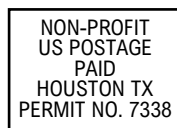
- Paying postage with precanceled stamps
- Using Priority Mail or Package Services
- Mailing with Extra Services
- Mail with Company permit imprint

### PERMIT IMPRINTS/INDICIA

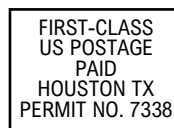
Unless printed directly on an address label, the indicia content must be placed within a clear area no smaller than .5" high and .5" wide, no more than 1.5" below or left from the upper right corner of the mailpiece or of the address area when oriented to read the address, regardless of processing category or postage rate claimed. If printed on an address label (including paper, adhesive, and multilayer sandwich labels), the space allowed for the indicia content must be rectangular, large enough to ensure legibility of that content from a normal reading distance and to separate it from other information on the label, and located in the upper right corner of the label when oriented to read the address.




Marketing Mail Permit



Non-Profit Permit



First-Class Permit



Company Permit

**BUSINESS EXTENSION BUREAU | 4802 Travis Street, Houston, TX 77002 | 713-528-5568**  
**bebtexas.com**

Prices Effective: July 9, 2023

Follow BEBTX on       